

**SJTPO Region**  
**LOCAL ROAD SAFETY PLANS**

[www.SafeRoadsSouthJersey.com](http://www.SafeRoadsSouthJersey.com)

**SAFE Network Meeting**

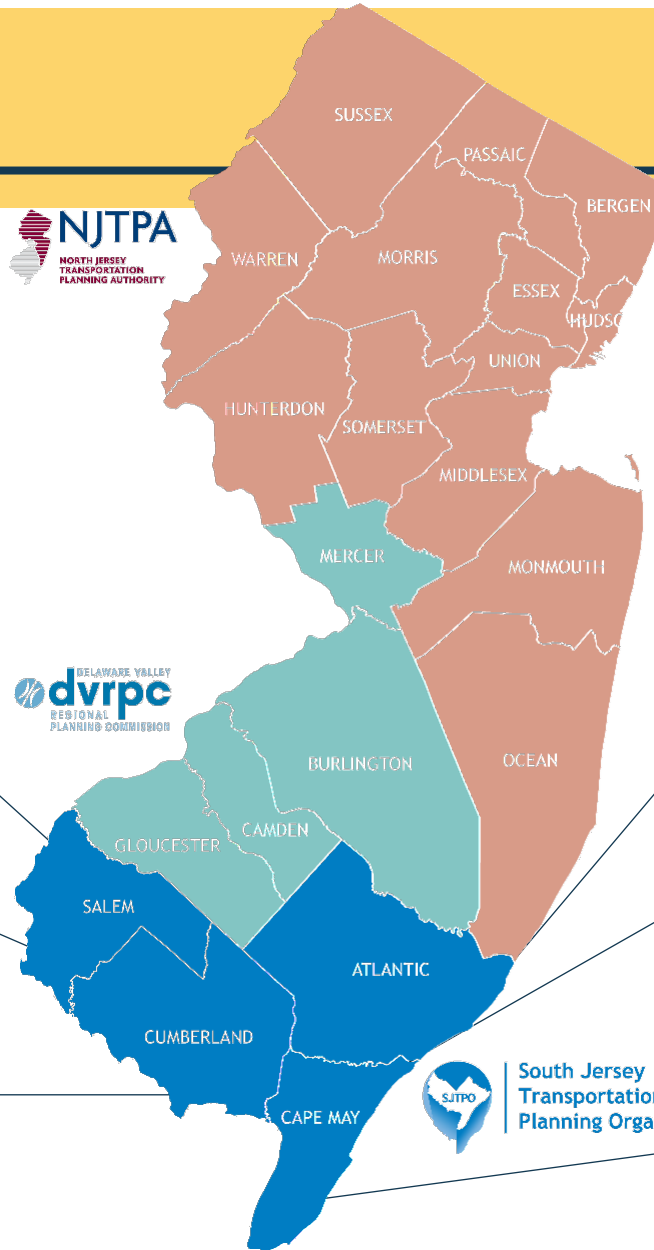
Thursday, July 27, 2023, 12:00 pm



South Jersey  
Transportation  
Planning Organization  
[www.SJTPO.org](http://www.SJTPO.org)




# Our Region




**590K**  
People



**1.7M**  
People (Summer)



**363**  
Density



**978**  
Density (Summer)



**68**  
Municipalities



**8,700**  
Residents Each

# Our Motivation

- Most FSI Crashes (Local Roads)
- Proven Safety Countermeasure
- Funding



**15**  
**Vehicle Deaths**  
**per 100K**

## LRSP Results

**↓ 25%**

County road fatalities in  
Minnesota.

**↓ 35%**

Severe curve crashes in  
Thurston County, WA.

**↓ 17%**

Fatal and serious injury crashes  
on county-owned roads in WA.

# Overview



Source: FHWA LRSP DIY Website <https://safety.fhwa.dot.gov/LRSPDIY/#>

- County + Municipal = **Countywide**
- 5-year actionable plan
- Prioritized list of issues, risks, actions, and improvements
- Safe System Approach
- Locally coordinated and owned by counties and municipalities
- Strategies encompass 5 Es
- Opportunity

# Local Road Safety Plan (LRSP) Team



# Our Process



# Our Process

## Emphasis Areas

Atlantic Co	Cape May Co	Cumberland Co	Salem Co
Lane Departure	Lane Departure	Lane Departure	Lane Departure
Aggressive Drivers	Aggressive Drivers	Aggressive Drivers	Aggressive Drivers
Pedestrians and Bicyclists	Pedestrians and Bicyclists	Pedestrians and Bicyclists	Intersections
Intersections	Drowsy/Distracted Drivers	Intersections	

# Process: Data Collection

C = County | M = Municipal | \* = Limited

## • Segments / Corridors

- Bi-directional traffic volumes **C M**
- Number of lanes **C M**
- Lane width **C M**
- Shoulder type **C M**
- Shoulder width **C M**
- Curvature **C** (already have)
- Sidewalk presence **C** (already have) **M**
- Roadway Lighting\* **C M**

## • Intersections

- Control type (signal/no signal) **C M**
- Number of approaches **C M**

- Approach configurations (turn lanes, # of through lanes) **C M**
- Total intersection approach width **C M**
- Intersection lighting\* **C M**
- Crosswalk presence **C M**
- Major/minor pedestrian crossing distance **C M**
- Major/minor approach volumes **C M**
- Ped signal heads\* **C M**

## • Both

- Posted speed **C M**
- Median presence **C M**
- Area type (urban/rural) **C M**



# Our Process

## Investment Strategy

### Systemic Approach

- Proactive
- Focuses on Mitigating Risk
- Widespread, Low-Cost Countermeasures
- Network View

### Hotspot Approach

- Reactive
- Focuses on Mitigating Past Crashes
- Location Specific Countermeasures
- Site Specific BCA

# Vision, Goals, & Actions

---

## **Vision:**

- Zero fatalities and serious injuries on municipal and county roadways in each County.

## **Goals:**

- Short-term goals will be determined later in the process

## **Actions:**

- Investment Strategy – late in the process

# Relationship with Municipalities

- 68 Municipalities
- 61 have participated
- Network Screening/High Injury Network
- Roadway Network Data Collection
- Systemic Analysis
- Investment Strategy
- Implementation



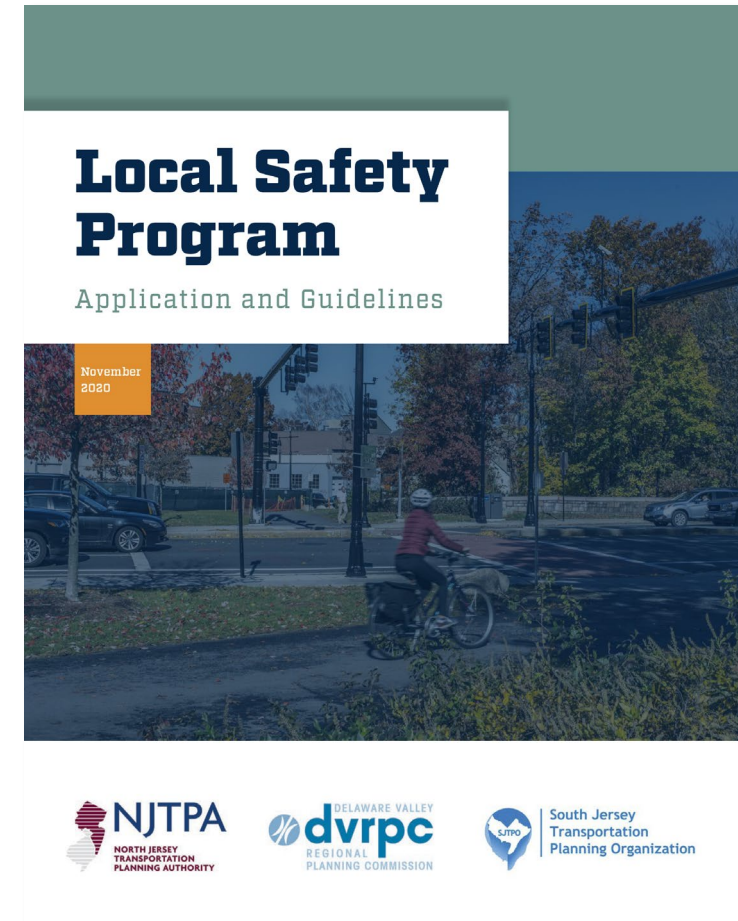
# Community Engagement

- Currently: data-driven groundwork
- Public outreach – late Winter/early Spring 2024
  - Investment Strategy
- Sign up for our mailing list



# Implementation

- September 2024 – September 2025
- County and municipal
  - Scope development
  - Application support
    - SS4A
    - HSIP (Local Safety Program)
    - County/Municipal Aid
    - Others (TA, SRTS, etc.)
  - Scope MUST be safety-focused
- Coordination, meetings as needed



# How Municipalities Can Move Forward

- Now: Participate!
  - Bring issues to plan development
  - Communicate needs for support during Implementation phase
- Utilize LRSP guidance to update Master Plans, etc.
- Take advantage of safety training opportunities
- Incorporate more safety in typical projects (repavement, streetscaping, **ALL**)
  - Minimum standards **≠** safety improvement
- Apply for funding for safety improvements
  - SS4A, HSIP, etc. – Implementation
  - SS4A – Supplemental

# Funding the Next Steps

- An all of the above approach
- Safety funds – SS4A, HSIP, etc.
- **ALL FUNDS, ALL PROJECTS!**
  - Local dollars
  - County/Municipal Aid
  - Grants (SRTS, TA, CMAQ, etc.)



# Thank You!



**Alan Huff** (he/him/his)

Program Manager  
Safety Initiatives & Public Outreach

**ahuff@sjtpo.org**

South Jersey Transportation Planning Org.

**[www.SJTPO.org](http://www.SJTPO.org)**

Local Safety Program

**[www.SJTPO/org/HSIP](http://www.SJTPO/org/HSIP)**

Countywide Local Road Safety Plans

**[www.SafeRoadsSouthJersey.com](http://www.SafeRoadsSouthJersey.com)**

 **[www.SafeRoadsSouthJersey.com](http://www.SafeRoadsSouthJersey.com)**